

A *Nidec* Group Company

SERVO

All for dreams

SERVO

D1751M24B6ZP-00

DC24V 1.8A

JAPAN SERVO CO.,LTD.

MADE IN JAPAN

7H01

DC Axial Fan Catalogue

D1751M/S Series

The industry leader in high air flow and low noise.
High efficiency motor reduces driving current.
Built-in PWM control circuit allows
for lower input power and lower noise.

DC Axial Fan D1751M



$\phi 172 \times 150 \times 51$
($\phi 6.8" \times 6.0" \times 2.0"$)
Max. airflow : 14.2 m³/min
Max. static pressure : 580 Pa
Mass : 780 g

Fan model code

- D1751M24B9ZP300
- D1751M48B9ZP-00
- D1751M24B8ZP300
- D1751M48B8ZP-00
- D1751M24B7ZP-00

D1751M48B7ZP-00

D1751M24B6ZP-00

D1751M48B6ZP-00

D1751M24B5ZP-00

D1751M48B5ZP-00

D1751M12B4AP-00

D1751M24B4ZP-00

D1751M48B4ZP-00

D1751M12B3AP-00

D1751M24B3AP-00

D1751M48B3AP-00

D1751M12B2AP-00

D1751M24B2AP-00

D1751M48B2AP-00

D1751M12B1AP-00

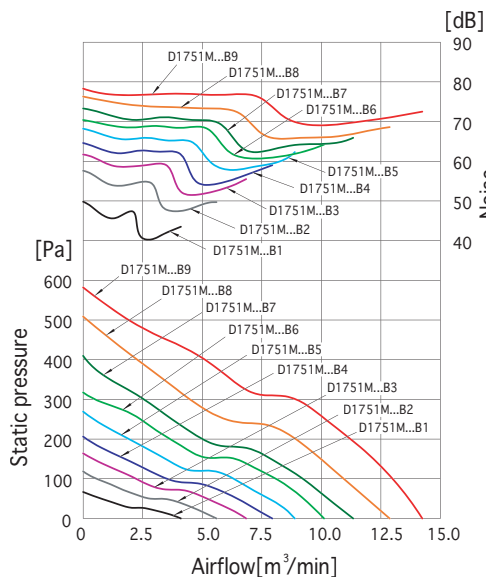
D1751M24B1AP-00

Standard specification

Max. airflow m ³ /min	CFM	Max. static pressure		Noise dB	Speed min ⁻¹		Input W	Voltage spec. V		Current mA		Model code <small>□ Models without PWM control*</small>	Operating temp. range °C	
		Pa	inH ₂ O		Max.	Min.		Rating	Operating Range	Rating	Starting			
14.2	501	580	2.33	75	6800	3200	110	24	16-28	4600	6900	D1751M24B9ZP300	-20 ~ +60	
								48	36-60	2300	6000	D1751M48B9ZP-00		
12.7	448	510	2.05	72	6100	2600	81.6	24	16-28	3400	4800	D1751M24B8ZP300		
								48	36-60	1650	3500	D1751M48B8ZP-00		
11.4	402	410	1.65	69	5400	1500	58.8	24	12-27.6	2450	5600	D1751M24B7ZP-00		
								48	36-60	1200	2350	D1751M48B7ZP-00		
10.2	360	315	1.27	64	4800	1000	43.2	24	12-27.6	1800	3200	D1751M24B6ZP-00		
								48	36-60	820	1800	D1751M48B6ZP-00		
9	318	260	1.04	61	4200	1000	28.8	24	12-27.6	1200	2200	D1751M24B5ZP-00		
								48	36-60	600	1150	D1751M48B5ZP-00		
8	282	205	0.82	57	3800	1000	22	12	8.4-13.8	1840	3800	D1751M12B4AP-00		-20 ~ +70
								24	12-27.6	900	2200	D1751M24B4ZP-00		
								48	36-60	450	860	D1751M48B4ZP-00		
6.8	240	155	0.62	54	3200	-	14.5	12	8.4-13.8	1200	3400	D1751M12B3AP-00		
								24	12-27.6	600	2400	D1751M24B3AP-00		
								48	28.8-55.2	310	900	D1751M48B3AP-00		
5.8	205	120	0.48	49	2800	-	10	12	8.4-13.8	800	2900	D1751M12B2AP-00		
								24	12-27.6	400	1900	D1751M24B2AP-00		
								48	28.8-55.2	210	700	D1751M48B2AP-00		
4.2	148	67	0.27	41	2000	-	4.7	12	8.4-13.8	390	2200	D1751M12B1AP-00		
								24	12-27.6	200	1150	D1751M24B1AP-00		

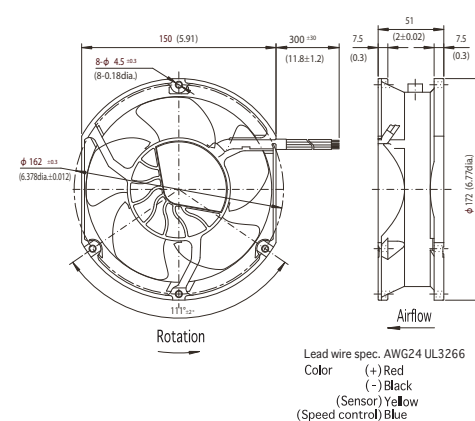
- * Based on your needs, these models can be modified to have PWM control. Please contact Japan Servo for more information.
- Figures in the table are average measured values. Please request the product delivery specification when preparing a purchase specification.
- The characteristics are the values at rated voltage (12 V, 24 V, 48 V), and normal temperature and humidity.

Standard airflow and static pressure characteristics (At rated voltage)

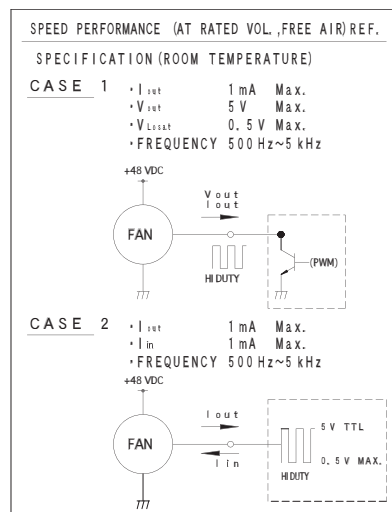
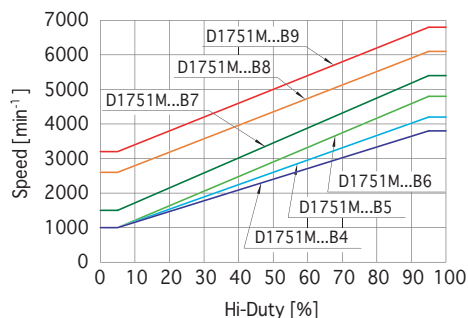


External dimensions in mm (inches)

Lead wire type



PWM speed control specification



● To ensure correct installation and smooth operation please obtain a drawing for approval or reference drawing from Japan Servo Co.

DC Axial Fan

D1751S



$\phi 172 \times 51$
 ($\phi 6.8" \times 2.0"$)
 Max. airflow : 14.2 m³/min
 Max. static pressure : 640 Pa
 Mass : 830 g

Fan model code

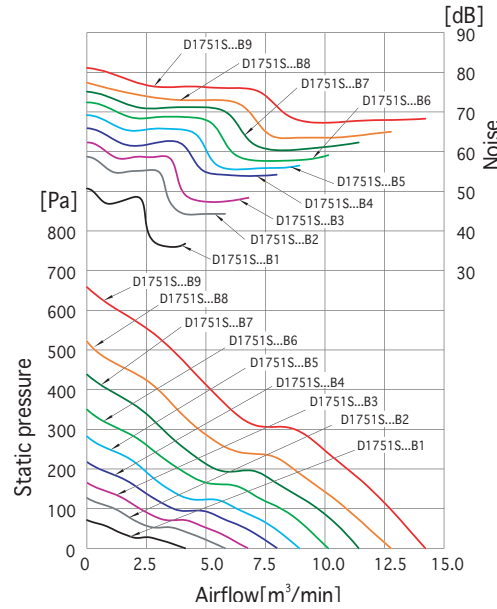
- D1751S24B9ZP300
- D1751S48B9ZP-00
- D1751S24B8ZP300
- D1751S48B8ZP-00
- D1751S24B7ZP-00
- D1751S48B7ZP-00
- D1751S24B6ZP-00
- D1751S48B6ZP-00
- D1751S24B5ZP-00
- D1751S48B5ZP-00
- D1751S12B4AP-00
- D1751S24B4ZP-00
- D1751S48B4ZP-00
- D1751S12B3AP-00
- D1751S24B3AP-00
- D1751S48B3AP-00
- D1751S12B2AP-00
- D1751S24B2AP-00
- D1751S48B2AP-00
- D1751S12B1AP-00
- D1751S24B1AP-00

Standard specification

Max. airflow m ³ /min	Max. static pressure CFM Pa inH ₂ O	Noise dB	Speed min ⁻¹		Input W	Voltage spec. V		Current mA		Model code <small>□: Models without PWM control*</small>	Operating temp. range °C							
			Max.	Min.		Rating	Operating Range	Rating	Starting									
14.2	501	640	2.57	68	6800	3200	110	24	16-28	4600	6900	D1751S24B9ZP300	-20 ~ +60					
								48	36-60	2300	6000	D1751S48B9ZP-00						
12.7	448	520	2.09	65	6100	2600	81.6	24	16-28	3400	4800	D1751S24B8ZP300		-20 ~ +70				
								48	36-60	1650	3500	D1751S48B8ZP-00						
11.4	402	435	1.75	62	5400	1500	58.8	24	12-27.6	2450	5600	D1751S24B7ZP-00			-20 ~ +70			
								48	36-60	1200	2350	D1751S48B7ZP-00						
10.2	360	335	1.35	59	4800	1000	43.2	24	12-27.6	1800	3200	D1751S24B6ZP-00				-20 ~ +70		
								48	36-60	820	1800	D1751S48B6ZP-00						
9	318	270	1.08	56	4200	1000	28.8	24	12-27.6	1200	2200	D1751S24B5ZP-00					-20 ~ +70	
								48	36-60	600	1150	D1751S48B5ZP-00						
8	282	220	0.88	53.5	3800	1000	22	12	8.4-13.8	1840	3800	D1751S12B4AP-00						-20 ~ +70
								24	12-27.6	900	2200	D1751S24B4ZP-00						
6.8	240	165	0.66	48	3200	-	14.5	12	8.4-13.8	1200	3400	D1751S12B3AP-00	-20 ~ +70					
								24	12-27.6	600	2400	D1751S24B3AP-00						
5.8	205	125	0.50	44	2800	-	10	12	8.4-13.8	800	2900	D1751S12B2AP-00		-20 ~ +70				
								48	28.8-55.2	310	900	D1751S48B3AP-00						
4.2	148	70	0.28	36	2000	-	4.7	12	8.4-13.8	390	2200	D1751S12B1AP-00			-20 ~ +70			
								24	12-27.6	200	1150	D1751S24B1AP-00						

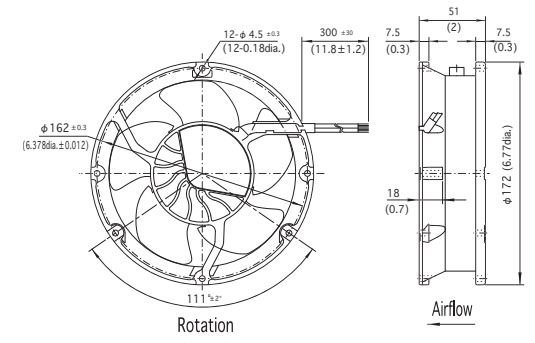
- * Based on your needs, these models can be modified to have PWM control. Please contact Japan Servo for more information.
- Figures in the table are average measured values. Please request the product delivery specification when preparing a purchase specification.
- The characteristics are the values at rated voltage (12 V, 24 V, 48 V), and normal temperature and humidity.

Standard airflow and static pressure characteristics (At rated voltage)



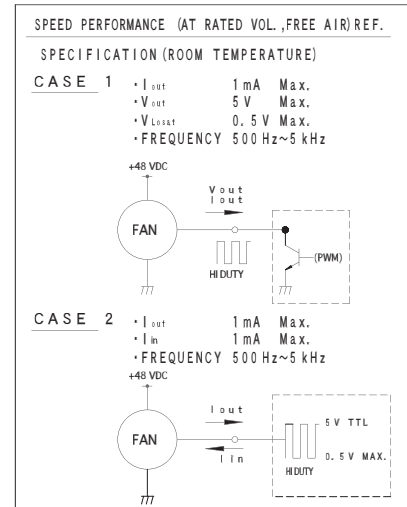
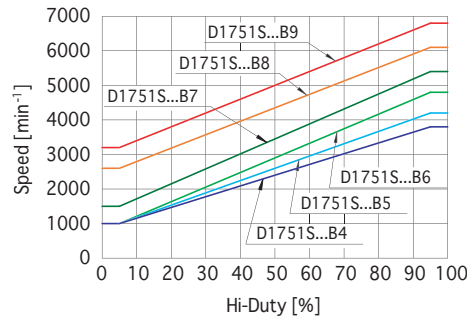
External dimensions in mm (inches)

● Lead wire type



Lead wire spec. AWG24 UL3266
 Color (+) Red (-) Black
 (Sensor) Yellow
 (Speed control) Blue

PWM speed control specification



● To ensure correct installation and smooth operation please obtain a drawing for approval or reference drawing from Japan Servo Co.



www.nidec-servo.com

**NIDEC SERVO CORPORATION
INTERNATIONAL SALES OFFICE**

Osaki MT Building 2F, 5-9-11
Kita-Shinagawa, Shinagawa-ku, Tokyo, 141-0001
Tel: +81-(0)3-6756-5304 Fax: +81-(0)3-6702-0507

NIDEC SERVO AMERICA CORPORATION

2050 Center Ave. Suite 318
Fort Lee, NJ 07024
Tel: +1- (0) 201-585-0720
Fax: +1- (0) 201-585-0670

NIDEC SERVO EUROPE B.V.

PO Box 1099, 3840 BB Harderwijk
The Netherlands
Tel: +31- (0) 3414-27575
Fax: +31- (0) 3414-23388

PO Box 7084, Hook, Hampshire, RG27 9XL, UK

Tel: +44- (0) 1256-767712
Fax: +44- (0) 1256-767715

**NIDEC SERVO CORPORATION
SINGAPORE BRANCH**

No. 50, kallang Avenue #05-01,
Noel Corporate Buildings, Singapore 339505
Tel: +65- (0) 6743-7655
Fax: +65- (0) 6842-7839

NIDEC SERVO (HONG KONG) CO.,LIMITED

Unit 1008-09, Saxon Tower, 7 Cheung Shun Street,
Lai Chi Kok, Kowloon, HONG KONG
Tel: +852- (0) 2314-0037
Fax: +852- (0) 2314-4768

NIDEC SERVO (HONG KONG) CO.,LIMITED

TAIWAN REPRESENTATIVE OFFICE

Rm.1001, No.88, Sec.2,
Chung Shan N.Rd.,Taipei 104 Taiwan
Nidec Taiwan Corporation.
FAX +852- (0) 3007-8924

WARNING

- Please do not exceed the specifications noted in this catalogue, otherwise there is a chance of electric shock, injury, or other damage.
- Please do not insert your fingers or any other object into the fan's interior, otherwise there is a chance of electric shock, injury, or fire.
- Any modifications made to this fan are beyond the limits of our guarantee. NIDEC SERVO cannot take responsibility for any customer modifications.
- Please ensure that a thorough evaluation has been done before using this fan in medical equipment or other devices related to human lives.
- Please ensure that a thorough evaluation has been done before using this fan in applications that have a serious effect on the public.